


FEATURING SMART'S NEW

**QUICK
GLAZE** BEAD



Images shown illustrate a type of application suitable for the product and are not binding in technical specification or detail.

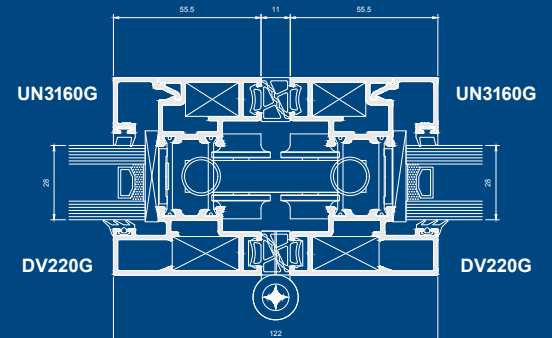
smart
architectural aluminium

Visofold 1000 Slim

Smart's Visofold system is the UK's most popular aluminium bi-fold door range, with the latest addition, the new Visofold 1000 Slim, delivering a range of benefits for the fabricator, installer and end user. Featuring new slimmer profiles, the sightlines of Visofold 1000 have been reduced by 10mm to 122mm, to make the glazed area even larger, an important consideration for projects both large and small.

For installers, the Visofold 1000 Slim's new, Quick-Glaze Bead featuring integrated gasket are simply tapped-in on site, without the need to use a wedge gasket, making the installation and glazing process faster, more straightforward and more cost effective.

Visofold 1000 Slim sash profiles are now available with optional integrated gaskets designed to speed the fabrication process. Note, DV220G & DV221G sashes when used with UN3160G Quick Glazed Bead are suitable for 28.8mm glazing only.



- Featuring Smart's Quick-Glaze Bead UN3160G with integrated gasket
- New sash profiles DV220G & DV221G with integrated gasket
- Quicker fabrication and installation, saving costs
- Quick-Glaze Beads designed to be easy to remove
- Slim sightlines
- U Values up to 1.5 W/m²K
- Security tested to PAS 24: 2016
- Weather tested to BS 6375 Part 1: 2009



BES 668681



FM21582



EMS554307



OHS571955



ENMS634370



Visofold 1000 Slim

Available in a range of opening configurations to suit any application, Visofold 1000 Slim doors can be folded internally or externally. Providing large uninterrupted openings, the door's flexibility makes it the ideal choice for both residential and light commercial projects, with its new slim lines providing maximum light and space to give unimpeded views. The highly-versatile, easy-to-operate system is the perfect option for even the largest project, capable of opening up an entire wall, yet presenting a contemporary, elegant, glazed façade when closed.

Kitemarked and security-tested to the PAS24 standard, Visofold 1000 Slim feature a thermal break to deliver enhanced thermal performance and energy efficiency. Security is assured by multi-point locking mechanisms on the main opening sashes, and shoot-bolt locks on the 'floating' mullions and the doors can have either a low or rebated threshold. Visofold 1000 Slim doors are available in a choice of standard and non-standard colours, including dual colour and Smart's unique Sensations range of textured finishes.



QUICK GLAZE BEAD
Available in Natural colours
White (WP), Black (BL) &
Anthracite Grey (KL005)

Application

- ◆ All general light use applications, including light commercial

Features

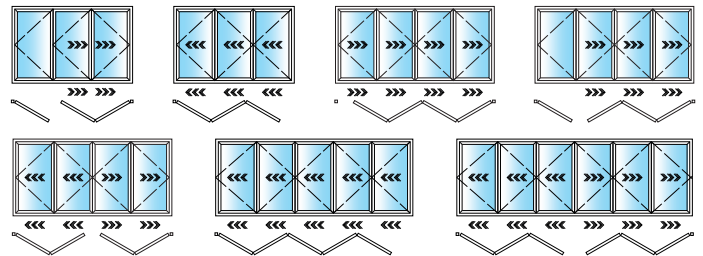
- ◆ Suitable for residential/retail/light commercial applications
- ◆ Attractive, slim-line profiles offer reduced sightlines
- ◆ Main profiles available in either square or rounded edge options
- ◆ A range of hardware choices is available, including bespoke painted accessories
- ◆ Lock mechanism available with domestic style 'lift-up' handle and an adjustable, one-piece keep
- ◆ Manufactured using Smarts punch tooling
- ◆ Fabricated using mitred corners
- ◆ Single or dual colour, marine quality powder coat as standard*
- ◆ Smart is a Qualicoat Approved painter

*Marine guarantee applied for separately. Qualicoat is a quality-label organisation established to maintain and promote the quality of coating on aluminium and its alloys.



Visofold 1000 Slim

Shown with ACDV251 Lever/Lever handles in polished chrome



Threshold Section

DV14 Outer Frame, DV220 Sash,
UN3160G Quick-Glaze Bead



Locking Style Section

DV14 outer frame, DV220 Sash, UN3160G Quick-Glaze Bead,
DV76 Rebate



Head Section

DV14 outer frame, DV220 Sash,
UN3160G Quick-Glaze Bead

Visofold 1000 Slim	Max Width (mm)	Max Height (mm)	Max Sash Weight	Glass (mm)	Typical Sightline (mm)	Frame Depth (mm)	Security	U Value	Air	Water	Wind
For sizes outside these parameters, contact the Smart Technical Support team											
When using DV220G & DV221G	1200mm (Sash widths over 900mm require ACDV295)	2500mm (dependant on site conditions*)	100kg	28	122	70	PAS24:2016	1.5W/m ² K (1.0 centre panel)	Class 4, 600Pa	Class E, 750Pa	Class 4, 1800Pa